

## Safety in Corrections

### Budget Presentation 2010

February 2010

*The Pennsylvania Department of Corrections (DOC) is committed to maintaining a safe and secure prison system for both inmates and DOC staff, and enhancing public safety by turning out offenders who are less likely to commit additional crimes than when they entered the prison system. Our prisons remain more than 99% drug free; the number of inmates with serious misconducts has decreased; approximately 5% of all assaults are major assaults (those requiring medical treatment) and there have been no major disturbances since 1989.*

#### **Highlights**

##### **Physical Security:**

There have been no major disturbances since 1989.

Despite the increase in inmate population, the Department continues to maintain a 1 to 5 ratio of custody staff to inmates.

##### **Staff and Inmate Safety:**

Since 2003, total inmate on inmate assaults have declined 23% from 757 to 582. Between 2008 and 2009 the number of inmate on inmate major assaults remained the same. The rate of total assaults per 1,000 inmates has remained at 11 assaults per 1,000 inmates in the DOC population.

While total inmate on staff assaults have declined 7% since 2003, from 929 to 863, between 2008 and 2009 the number of inmate on staff major assaults increased by 22% from 41 in 2008 to 50 in 2009. The rate of total assaults on staff has increased during this period from 14 to 17 per 1,000 inmates in the DOC population.

2.7% of the inmate population received 35% of all written misconducts.

##### **Drug Interdiction:**

Our prisons remain more than 99% drug free.

75% of all drug finds are either in the possession of visitors or unused inmate prescription drugs.

## Physical Security:

**There have been no major disturbances since 1989.  
The Department maintains a 1 to 5 ratio of custody staff to inmates.**

In spite of the rapid increase in inmate population, the Department has maintained order in our prisons. The Department has not only corrected past weaknesses in the system that resulted in the 1989 riot at SCI Camp Hill, but we have also implemented pro-active measures to ensure the safety of staff, inmates, and the public.

### **Continuing Initiatives**

The ITRON2 electronic immobilization devices used during inmate transfer were replaced with the less lethal Stinger S200

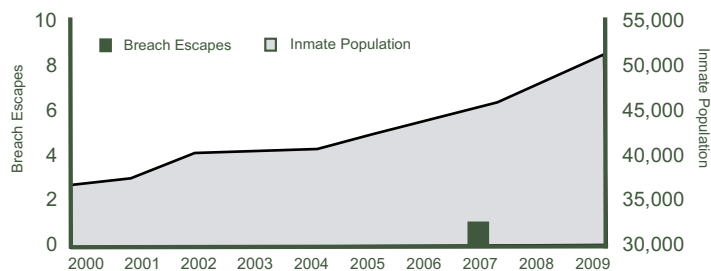
Biometrics uses inmate and staff photos and fingerprints to control who enters and exits an institution.

The Incident Command System (ICS) is operational. ICS is the national standard used for incident management by all emergency services. It provides a standard chain of command and responsibility between various agencies for managing emergency situations.

Rapidnotify System provides emergency communication to the media and to nearby businesses and residents in the case of an emergency at a DOC facility.

Continuity of Government Plan ensures the agency's continuous performance of essential functions during emergencies.

**There has been one breach escape since 1999.**



**The DOC continues to maintain a ratio of 1 custody staff for every 5 inmates.**



Despite the increasing inmate population, the Department has continued to maintain a 1 to 5 ratio of custody staff to inmates.

## Staff and Inmate Safety:

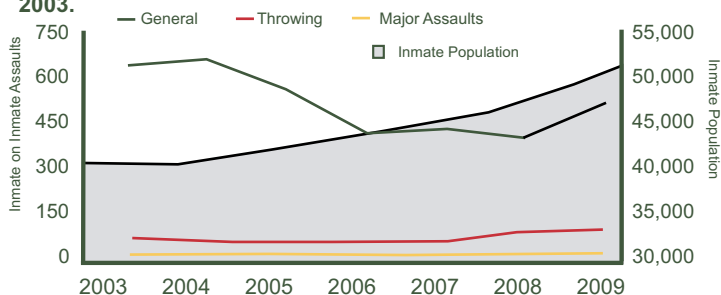
While the rate of total inmate on staff assaults declined since 2003 (23 per 1,000 to 17 per 1,000), there has been a marked increase from 2008 to 2009.

The rate of total inmate on inmate assaults has declined since 2003 (19 per 1,000 to 11 per 1,000).

Assaults, misconducts, and some causes of death (homicide, suicide, and death due to drug overdose) are all indicators of prison safety. As the rate of assault on staff has increased with the accelerated increase in inmate population, staff safety is of great concern.

### Key Indicators

**Total inmate on inmate general assaults declined 23% since 2003.**



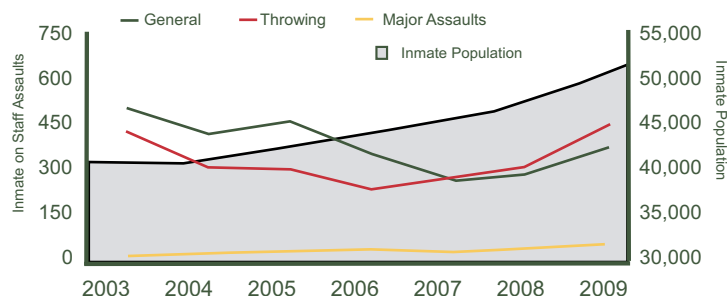
	2003	2004	2005	2006	2007	2008	2009*
Incidents	N/A	N/A	N/A	456	494	491	543
Major	21	19	21	19	18	26	26
General	654	678	577	410	446	412	461
Throwing	82	58	63	77	59	87	95
<b>Total</b>	<b>757</b>	<b>755</b>	<b>661</b>	<b>506</b>	<b>523</b>	<b>525</b>	<b>582</b>
Rate per 1,000 inmates	19	18	16	11	11	11	11

Between 2008 and 2009 the number of inmate on inmate major assaults remained the same. Since 2003, less than 4% of all inmate on inmate assaults were major assaults requiring treatment outside of the institution.

Almost 85% of the annual assaults are classified as general assaults that either require no medical treatment or only minor treatment inside the institution. These assaults increased by 12% between 2008 and 2009.

Inmate throwing assaults constitute about 12% of all inmate on inmate assaults and increased by 9% between 2008 and 2009.

**Total inmate on staff general assaults declined 7% since 2003.**



	2003	2004	2005	2006	2007	2008	2009*
Incidents	N/A	N/A	N/A	574	531	589	764
Major	17	22	25	37	30	41	50
General	495	413	452	341	265	283	357
Throwing	417	303	293	231	270	308	456
<b>Total</b>	<b>929</b>	<b>738</b>	<b>770</b>	<b>609</b>	<b>565</b>	<b>632</b>	<b>863</b>
Rate per 1,000 inmates	23	18	18	14	12	13	17

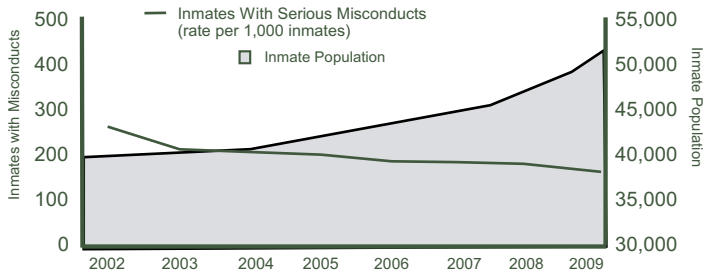
Between 2008 and 2009 the number of inmate on staff major assaults increased by 22% from 41 in 2008 to 50 in 2009. Since 2003, approximately 5% of all staff assaults were major assaults requiring treatment outside of the institution.

Inmate on staff throwing assaults increased by 48% between 2008 and 2009. Over 45% of all staff assaults are throwing assaults.

Inmate on staff assaults increased by 37% between 2008 and 2009, of which throwing assaults accounted for 64% of the increase.

Since 2003, the DOC inmate population has increased 26%, from 40,817 to 51,487

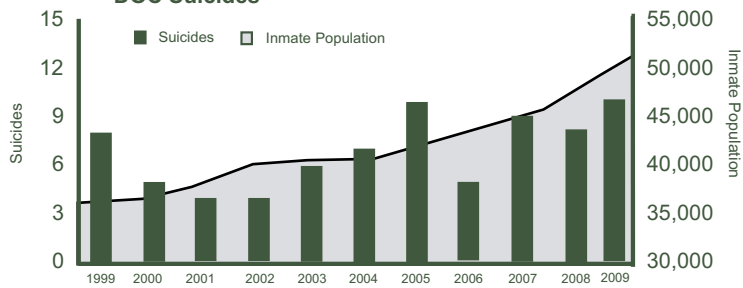
### DOC Inmates Misconducts



A very small number of inmates are responsible for a disproportionate number of misconducts.

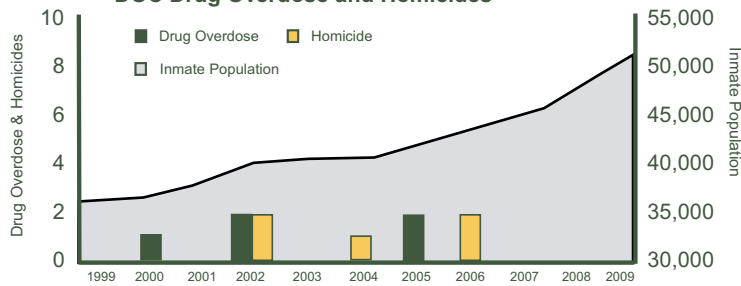
In 2009, 2.7% of the total inmate population received 35% of all written misconducts.

### DOC Suicides



Although the inmate population has grown, the number of suicides has remained relatively constant over the last 10 years.

### DOC Drug Overdose and Homicides



In the past 10 years, there have been 5 inmate on inmate homicides and 5 deaths due to drug overdose.

## Drug Interdiction:

**Our Prisons remain more than 99% drug free.**

**75% of all drug finds are either in the possession of visitors or unused inmate prescription drugs.**

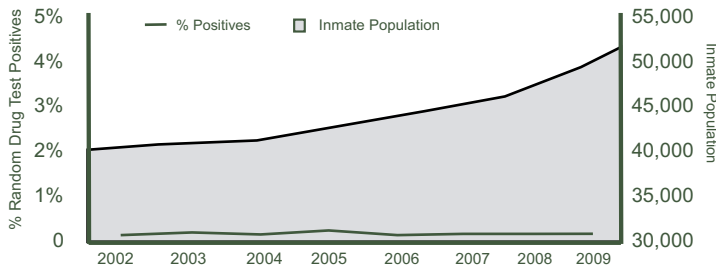
The Department utilizes drug testing, canine searches, and electronic drug detection to enforce a zero-tolerance drug policy.

### Continuing Initiatives

The enforcement components of the DOC's drug policy include:

- Patrolling parking lots and visiting areas with canine units
- Conducting air scans with canine units
- Using electronic scanning devices on people entering our prisons
- Conducting drug tests on all new court commitments and parole violators received
- Conducting random drug testing of inmates
- Conducting quarterly drug tests for inmates working outside
- Using enhanced technology for inmate telephone monitoring
- Installing video cameras in visiting rooms
- Conducting surprise searches of facilities
- Increasing the frequency of cell searches
- Scrutinizing inmate accounts closely

#### DOC annual random drug test positive rate remains at less than 0.5%

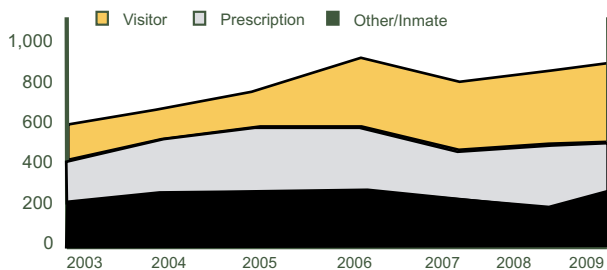


Since 2001, the annual positive rate has remained at less than 0.5%.

DOC policy provides the opportunity to test each inmate randomly at least once per year.

Of the 52,198 random drug screens in 2009, only 72 were positive.

#### 75% of all drug finds are either found on visitors or are unused inmate prescription medicines.



Beginning with 2003, drug finds are tracked according to the type of find. In 2008:

50% were found on visitors.

25% are prescription medication not ingested by the inmate during the prescribed period.

24% are illegal substances, such as alcohol or marijuana found in the possession of an inmate.

Visitor drug finds increased 151%, from 174 in 2003 to 436 in 2009 and 20% between 2008 and 2009.

All other drug finds combined increased 5% between 2003 and 2009.