

# Public Safety – Ensure the Safety of Our Citizens

## Contributing Agencies & Mission Statements

### Office of Administration

---

Naomi Wyatt, Secretary  
[www.oa.state.pa.us](http://www.oa.state.pa.us)  
Complement Level: 680  
Total Budget: \$208.089 M

*The Office of Administration serves the Governor and the citizens of Pennsylvania by providing leading technologies and a dedicated workforce to all state agencies.*

### Commission on Crime and Delinquency

---

Walter M. Phillips, Jr., Chairman  
Michael J. Kane, Executive Director  
[www.pccd.state.pa.us](http://www.pccd.state.pa.us)  
Complement Level: 81  
Total Budget: \$175.666 M

*The mission of the Pennsylvania Commission on Crime and Delinquency is to enhance the quality of criminal and juvenile justice systems, facilitate the delivery of services to victims of crime and assist communities to develop and implement strategies to reduce crime and victimization.*

### Department of Corrections

---

Jeffrey A. Beard, Ph.D., Secretary  
[www.cor.state.pa.us](http://www.cor.state.pa.us)  
Complement Level: 15,750  
Total Budget: \$1,697 M

*The mission of the Department of Corrections is to protect the public by confining persons committed to its custody in safe, secure facilities and providing opportunities for inmates to acquire the skills and values necessary to become productive, law-abiding citizens, while respecting the rights of crime victims.*

### Pennsylvania Emergency Management Agency

---

Robert P. French, Director  
[www.pema.state.pa.us](http://www.pema.state.pa.us)  
Complement Level: 191  
Total Budget: \$467.059 M

*The mission of the Pennsylvania Emergency Management Agency is to provide for the safety and security of the commonwealth's citizens and property through leadership, coordination and support of governmental, non-governmental and private sector entities in a comprehensive and dynamic emergency management program.*

### Juvenile Court Judges' Commission

---

James E. Anderson, Executive Director  
[www.jcjc.state.pa.us](http://www.jcjc.state.pa.us)  
Complement Level: 28  
Total Budget: \$21.012 M

*The mission of the Juvenile Court Judges' Commission (JCJC) is to provide the leadership, advice, training and support to enable Pennsylvania's juvenile justice system to achieve its goals related to community protection, offender accountability, restoration of crime victims and youth competency development.*

# Public Safety – Ensure the Safety of Our Citizens

## Contributing Agencies & Mission Statements

### Department of Military and Veterans Affairs

---

Major General Jessica L. Wright,  
Adjutant General  
[www.dmv.state.pa.us](http://www.dmv.state.pa.us)  
Complement Level: 2,474  
Total Budget: \$459.675 M

*The Department of Military and Veterans Affairs has two missions:*

- *To provide quality services to Pennsylvania veterans and*
- *To prepare soldiers and airmen for combat.*

### Board of Probation and Parole

---

Catherine C. McVey, Chairman  
[www.pbpp.state.pa.us](http://www.pbpp.state.pa.us)  
Complement Level: 1,117  
Total Budget: \$132.014 M

*The Pennsylvania Board of Probation and Parole is committed to protecting the safety of the public, addressing the needs of crime victims, improving county adult probation and parole services, and assisting in the fair administration of justice by ensuring the custody, control, and treatment of offenders under the jurisdiction of the board.*

### Pennsylvania State Police

---

Colonel Frank E. Pawlowski, Commissioner  
[www.psp.state.pa.us](http://www.psp.state.pa.us)  
Complement Level: 6,413  
Total Budget: \$818.883 M

*The mission of the State Police is to promote traffic safety, effectively investigate crime, reduce criminal activity and provide investigative assistance and support services to all law enforcement agencies within the commonwealth.*

### Department of Transportation

---

Allen D. Biehler, P.E., Secretary  
[www.dot.state.pa.us](http://www.dot.state.pa.us)  
Complement Level: 12,011  
Total Budget: \$5,292 M

*Through the active involvement of customers, employees and partners, the Department of Transportation provides services and a safe intermodal transportation system that attracts businesses and residents and stimulates Pennsylvania's economy.*

# Public Safety – Ensure the Safety of Our Citizens

## Prevention, Preparedness and Response

**Key Objective:** Reduce traffic-related fatalities.

**Why this objective is important:** The Department of Transportation (PennDOT) and Pennsylvania State Police are dedicated to improving the safety of all motorists by reducing crashes, injuries and deaths on Pennsylvania’s highways.

**How we are doing:** In 2008-09, PennDOT implemented 960 low-cost safety improvements, such as removing fixed objects along the road, installing rumble strips and increasing sight distance. PennDOT performed maintenance activities such as replacing missing signs, fixing potholes, repairing damaged guide rails and painting lines. The fatality rate dropped from 1.38 fatalities per 100 million vehicle miles traveled in 2007 to 1.37 fatalities per 100 million vehicle miles traveled in 2008.

Pennsylvania Highway Fatalities	
2005	1,616
2006	1,525
2007	1,491
2008	1,468

Source: PennDOT

In 2008-09, PennDOT also worked with more than 40 partners to provide safer roadways, with the goal of saving 100 more lives each year and reducing traffic fatalities statewide to 1,150 or less by 2011. Because crash data shows that the main contributing factors involve driver behavior, PennDOT worked with the Pennsylvania State Police and municipal police departments to increase enforcement. The state’s aggressive driving program resulted in more than 303,000 traffic citations and arrests in 2008-09, of which approximately 53 percent involved speeding. For highway safety information, visit PennDOT’s new Web site, [www.DriveSafePA.org](http://www.DriveSafePA.org).

*In 2008, highway crashes in Pennsylvania claimed the lives of 1,468 motorists, the lowest number since 1994.*

Traffic crashes, DUI (driving under the influence of alcohol or drugs) crashes and fatal crashes investigated by State Police all decreased in 2008-09 for the third year in a row. According to the National Highway Safety Administration, Pennsylvania had 12.08 fatalities per 100,000 persons in 2008, which is below the national average of 14.63 fatalities per 100,000 persons. State Police stepped up enforcement of laws against driving under the influence of alcohol or drugs, arresting 14.28 percent more offenders in 2008-09 than the average for the previous four years. DUI arrests by State Police troopers increased in each of the last five years.

Accidents and DUI Offenses Investigated by the Pennsylvania State Police							
	2004-05	2005-06	2006-07	2007-08	2008-09	2008-09 compared to 2007-08	2008-09 compared to prior 4-year average
Motor Vehicle Crashes	87,071	82,674	84,450	83,254	78,771	-5.83%	-6.63%
DUI Crashes	4,458	4,536	4,863	4,687	4,610	-1.64%	-0.56%
Fatal Crashes	764	646	707	699	674	-3.58%	-4.26%
Individuals Arrested for DUI	13,317	13,816	15,631	15,982	16,831	+5.31%	+14.60%

Source: Pennsylvania State Police

The Selective Traffic Enforcement Against Drunk Driving program (STEAD-D) increased high visibility enforcement, targeting times and locations with an unusually high incidence of speeding and DUI offenses. From October 1, 2008 to September 1, 2009, each troop conducted one sobriety checkpoint per week in addition to roving DUI patrols.

# Public Safety – Ensure the Safety of Our Citizens

## Prevention, Preparedness and Response (continued)

STEAD-D Enforcement (October 1, 2008 – September 1, 2009)					
	QTR 1	QTR 2	QTR 3	QTR 4	Total
DUI Checkpoints	138	135	144	142	559
Checkpoint Contacts	18,092	15,562	19,977	22,758	76,209
Checkpoint DUI Arrests	355	395	389	405	1,544
Roving DUI Patrols	194	183	132	219	728
Roving Patrol Contacts	3,492	4,122	2,124	3,662	13,400
Roving Patrol DUI Arrests	234	303	146	185	868
Total Contacts	21,584	19,684	22,101	22,240	89,609
Total DUI Arrests	589	698	535	590	2,412

Source: Pennsylvania State Police

The Selective Traffic Enforcement Program (Operation STEP) targeted areas with a high incidence of crashes involving serious injury or death and also increased traffic enforcement during holiday travel periods and special events. Traffic congestion, which breeds aggressive driving, is a growing problem in urban areas.

Aggressive driving, which causes two-thirds of all crashes, continues to be a major concern. The Ticketing Aggressive Cars and Trucks (TACT) program stepped up enforcement against aggressive driving in high crash corridors identified by the Department of Transportation. TACT efforts resulted in 2,125 citations and 1,180 warnings in 2008-09. The state also partnered with municipalities in the Aggressive Driving Enforcement and Education Project, which combats aggressive driving through education and enforcement in four defined time periods (October - December 2008, January - March 2009, April - June 2009 and July - September 2009).

### OPERATION STEP 2008-09

- Speeding Citations 34,647
- Speed Warnings 7,450
- Other Citations 27,812
- Other Warnings 11,151
- DUI Arrests 1,268

Pennsylvania Aggressive Driving and Enforcement Project Results				
	2008		2009	
	Citations/Arrests	Warnings	Citations/Arrests	Warnings
Speeding Citations	21,095	5,523	21,614	6,647
Other Aggressive Driving Citations	5,676	1,497	7,374	1,516
Occupant Restraint Violations	1,123	1,809	1,549	2,729
Other Citations	6,629	0	8,362	0
Felony Arrests	42	0	57	0
DUI Arrests	273	0	360	0
Drug Arrests	94	0	109	0
Other Arrests	390	0	509	0

Source: Pennsylvania State Police

**Key Objective:** Increase anti-drug training of law enforcement, emergency responders, communities and schools and reduce the training cost per student without sacrificing the quality of training.

**Why this objective is important:** Stopping the flow of illegal drugs and educating children about the dangers of these drugs greatly benefits the commonwealth and society as a whole.

# Public Safety – Ensure the Safety of Our Citizens

## Prevention, Preparedness and Response (continued)

**How we are doing:** The Department of Military and Veterans Affairs increased the number of schools participating in the National Guard Drug Demand Reduction program from 34 in 2007-08 to 52 in 2008-09. The Northeast Counterdrug Training Center’s cost to train a student dropped from \$966 in 2005-06 to \$474 in 2008-09, reflecting a reduction of almost 50 percent and the best ratio yet of dollars spent to students trained. In 2008-09, the center met all 183 compliance standards of the Commission on Accreditation for Law Enforcement Agencies (CALEA) and remains the only accredited National Guard counterdrug school.

**Key Objective:** Reduce the number of violent crimes and property crimes.

**Why this objective is important:** Declining crime rates make people feel more secure in their homes, increase residential development, and attract businesses and visitors to our state.

**How we are doing:** Violent crimes investigated in Pennsylvania in 2008 dropped 7.98 percent from 2007 while property crimes dropped 3.9 percent. According to the preliminary 2008 FBI Uniform Crime Report, violent crime dropped 2.5 percent and property crimes dropped 1.6 percent nationally last year. In 2007, 27 states had violent crime rates lower than Pennsylvania and six states had lower property crime rates.

*To be effective, the State Police workforce needs to be as diverse as the communities it serves. In coalition with community organizations and leaders, State Police stepped up recruitment.*

- In 2000, only 12.3 percent of State Police cadet applicants were minorities.
- In 2008, 24.1 percent of cadet applicants were minorities.

### Violent Crime Rates and Property Crime Rates Continue to Decline

	2004-05	2005-06	2006-07	2007-08	2008-09	2008-09 compared to 2007-08	2008-09 compared to prior 4-year average
Violent Crimes Against Persons	3,859	4,652	4,634	4,464	4,244	-4.9%	-3.6%
Crimes Against Property	37,918	38,593	37,623	38,984	37,973	-2.6%	-0.8%

Source: Pennsylvania State Police

In addition to working with federal, state and local law enforcement officers on regional gang task forces, State Police assisted local police in high-crime and distressed communities, removing violent felons, illegal narcotics, and illegal weapons through Operation Triggerlock. Efforts in 15 communities in 2008 resulted in 2,444 arrests and 43 guns seized.

The Pennsylvania Instant Check System (PICS) prevents violence by keeping guns out of the hands of criminals. Firearms dealers and sheriffs call a toll-free number to determine whether a potential purchaser can legally obtain a firearm. PICS conducted more than 5.7 million background checks over the past decade, preventing more than 110,000 people from illegally obtaining firearms and enabling police to capture nearly 1,200 fugitives.

### Firearms Background Checks Prevent Crimes

	2004-05	2005-06	2006-07	2007-08	2008-09	2008-09 compared to 2007-08	2008-09 compared to prior 4-year average
Checks Done	514,287	512,785	568,258	583,425	681,516	+16.8%	+25.1%
Purchases Denied	9,705	10,084	8,236	7,571	8,548	+12.9%	-3.9%

Source: Pennsylvania State Police

# Public Safety – Ensure the Safety of Our Citizens

## Prevention, Preparedness and Response (continued)

State Police forensic laboratories assist investigators in solving crime through ballistics and document examination, fingerprint identification, multimedia services, drug identification and analysis of DNA, blood alcohol content, serology and trace evidence. As the convicted offender DNA database grows, it will be increasingly helpful in identifying criminal suspects.

Forensic Identification Solves Crimes							
	2004	2005	2006	2007	2008	2009*	2009 compared to prior 5-year average
Convicted Offender DNA Submissions	7,872	55,754	36,766	32,162	25,529	23,391	-26.01%
DNA Evidence Submissions	1,275	1,221	1,282	1,814	2,016	2,084	+39.96%
Offenders Identified Through DNA	250	208	301	678	479	571	+49%

\*Projection based on established target.

To increase public awareness of the presence of sex offenders in their communities, State Police maintains at [www.psp.state.pa.us](http://www.psp.state.pa.us) a registry of sex offenders who live, work or go to school in Pennsylvania. The registry had 14,393 registered offenders in 2008-09, an increase of nearly 50 percent over the past five-year average.

Number of Registered Sex Offenders							
2003-04	2004-05	2005-06	2006-07	2007-08	5-year average	2008-09	2008-09 compared to 5-year average
6,787	7,305	9,852	11,391	12,870	9,641	14,393	+49.28%

State Police is the central repository for all criminal records in Pennsylvania. To make it more difficult for convicted offenders to hide their criminal backgrounds, State Police conducts criminal records checks for a variety of employment-related purposes.

Criminal Records Checks						
	2003-04	2004-05	2005-06	2006-07	2007-08	2008-09
Checks for Employment	1,035,678	1,090,575	1,176,285	1,192,601	1,231,489	1,199,839

Source for above tables: Pennsylvania State Police

**Key Objective:** Increase the collection rate of arrestee fingerprints and photographs.

**Why this objective is important:** Identifying individuals who have been arrested for a crime using inked fingerprints is labor-intensive and time-consuming. Often, law enforcement agencies never fingerprint suspects being booked. Lack of prints delays identification, threatens officer safety and can hide previous convictions. Lack of prints and delayed identification can also hide previous convictions during sentencing. Technology exists to electronically capture fingerprints, hand impressions and photographs and submit them online to the Pennsylvania State Police for identification. This can significantly reduce processing time, resulting in lower costs and higher levels of fingerprint compliance.

**How we are doing:** The Commission on Crime and Delinquency provides funding to purchase and locate electronic identification technology across Pennsylvania. The commission also organized an oversight committee to monitor fingerprint submission compliance rates by municipal police

More Fingerprints Submitted Electronically		
Fiscal Year	Number of Locations	% Fingerprints Submitted Electronically
2007-08	160	70.0%
2008-09	207	82.9%

Source: Commission on Crime and Delinquency



# Public Safety – Ensure the Safety of Our Citizens

## Prevention, Preparedness and Response (continued)

departments. In 2008-09, 47 new electronic fingerprinting locations were established and electronic submission rates increased nearly 13 percent. The commission seeks federal dollars to expand these technologies to all law enforcement agencies.

**Key Objective:** Ensure that intelligence information obtained regarding criminal activity and possible terrorism is shared with law enforcement agencies throughout the state.

**Why this objective is important:** Intelligence information sharing helps law enforcement agencies prevent criminal activity. Sharing information avoids duplication of efforts, making more resources available for detecting and preventing crime and terrorism.

**How we are doing:** State Police operates a criminal intelligence center that provides 24-hour analytical assistance to law enforcement agencies and a crime and terrorism tip line for the public. State Police assigns Intelligence Task Forces to investigate every terrorism tip.

Criminal Intelligence Center Investigations						
	2004-05	2005-06	2006-07	2007-08	2008-09	2008-09 compared to 2007-08
Terrorism Hotline Tips	976	525	487	499	408	-18.24%
Credible Terrorism Hotline Tips	460	324	254	228	180	-21.05%
Drug Hotline Tips	243	222	340	333	369	+10.81%
Credible Drug Hotline Tips	184	144	192	168	212	+26.19%

State Police’s Hazardous Device and Explosive Section (HDES) improves homeland security by protecting critical infrastructure and responding to incidents involving explosive chemicals, incendiary devices, pyrotechnics, ammunition and other suspected explosives.

State Police’s Hazardous Device and Explosive Section							
	2004-05	2005-06	2006-07	2007-08	4-year average	2008-09	2008-09 compared to 4-year average
HDES Responses	139	212	217	260	207	218	+5.3%

Source for above tables: Pennsylvania State Police

**Key Objective:** Ensure the rapid collection and appropriate dissemination of accurate information on emergency situations anywhere in the state.

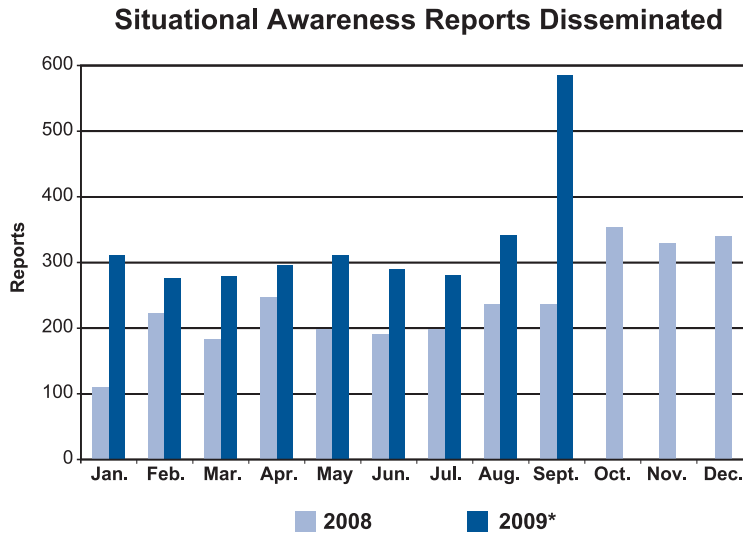
**Why this objective is important:** Having accurate information on a timely basis enables emergency responders to take necessary actions to deal with any emergency situation.

**How we are doing:** Opened in 2007, the State Police Watch Center collects information on homeland security and hazardous incidents and disseminates the information using conventional and cellular telephones, mobile data terminals, e-mail and 800 MHz radios. In times of heightened alert, Watch Officers relocate to the Emergency Operations Center for centralized emergency response. During large-scale, pre-planned operations, Watch Officers relocate to the incident location to ensure that accurate and timely situational awareness reports are disseminated to federal, state and local police commanders. These reports provide current information about active incidents, road closures and other unusual occurrences. With this information, command-level personnel are better equipped to make informed operational decisions. The number of these reports disseminated from January through

# Public Safety – Ensure the Safety of Our Citizens

## Prevention, Preparedness and Response (continued)

September 2009 increased 62.76 percent compared to the same period in 2008. Reports sent by Watch Center personnel at the G-20 Summit in Pittsburgh to federal, state, and local commanders contributed to this increase.



**Key Objective:** Provide to wireless 9-1-1 callers the enhanced 9-1-1 benefits traditionally available to landline 9-1-1 callers.

**Why this objective is important:** Enhanced 9-1-1 service identifies a caller’s location in a 9-1-1 emergency.

**How we are doing:** The number of 9-1-1 centers that have the ability to receive both the caller’s wireless phone number and location has increased from 37 in 2006-07 to 66 in 2008-09, out of a total of 69 9-1-1 centers. The table below shows the number of 9-1-1 centers in each phase of enhanced wireless 9-1-1 implementation for the past three fiscal years.

Number of 9-1-1 Centers with Wireless Enhanced 9-1-1 Service			
	2006-07	2007-08	2008-09
Phase 0: The most basic phase of 9-1-1. A call taker answers the call; caller information is not available	21	11	3
Phase I: Provides the call taker with the wireless phone call-back number but not the caller’s location.	11	3	0
Phase II: Provides the call taker with the ability to receive both the caller’s wireless phone number and location.	37	55	66

Source: Pennsylvania Emergency Management Agency



# Public Safety – Ensure the Safety of Our Citizens

## Prevention, Preparedness and Response (continued)

**Key Objective:** Increase coverage and usage of the Pennsylvania Statewide Radio Network.

**Why this objective is important:** A radio system that provides reliable communication among public safety agencies statewide is critical to ensuring a rapid response to emergencies.

**How we are doing:** The Office of Administration is replacing the state’s multiple analog mobile radio systems with the centrally managed, digital Pennsylvania Statewide Radio Network (PA-STARNET). PA-STARNET uses public safety standards for reliability and functionality, takes into account topography and will have interoperability with all local public safety responders. Each county will have its own integrated radio control station. The completed system is expected to cover 95 percent of Pennsylvania’s land area and at least 95 percent of the land in each county.

Statewide Radio Network Use			
	2006-07	2007-08	2008-09
Percentage of Land Area Covered	91.1%	93.0%	94.7%
Percentage of Roads Covered	91.7%	94.3%	95.9%
Number of County 9-1-1 and Emergency Operations Interoperable with Network	11	28	59
Percentage of Total Target Number of Radios (22,500) on the Network	60.7%	75.5%	80.1%
Average Monthly Radio Transmissions	2,570,526	3,406,888	3,508,813

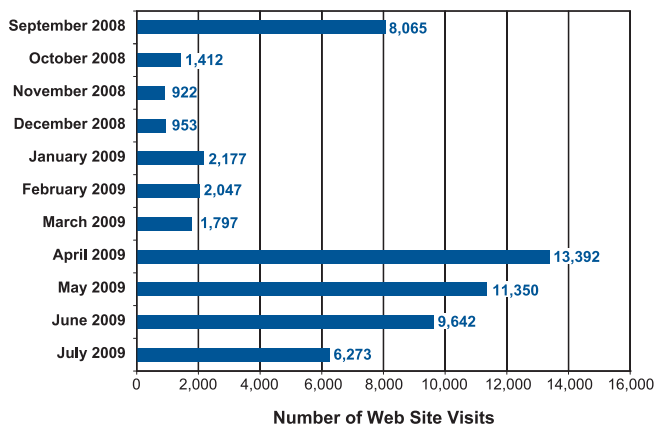
Source: Office of Administration

PA-STARNET can increase coverage by building more towers but that requires permission for land use and access to electric power and telecommunications. Site location and construction takes 12 to 16 months. At the same time, efforts are underway to improve radio performance without building additional infrastructure, such as refining frequency and software technology and reducing the effects of radio interference from commercial cellular carriers.

**Key Objective:** Encourage Pennsylvanians to prepare and plan for emergencies.

**Why this objective is important:** The tragedy of September 11, 2001 highlighted the need for a nationwide initiative to encourage emergency preparation.

ReadyPA Web Site Visits, Sept. 2008 - July 2009



Source: Pennsylvania Emergency Management Agency

**How we are doing:** Launched in 2008, ReadyPA is a statewide emergency preparedness campaign encouraging Pennsylvanians to be informed and prepared. The campaign includes brochures, the Web site [www.readypa.org](http://www.readypa.org), public service announcements and a toll-free information number. The Pennsylvania Emergency Management Agency (PEMA) is monitoring Web site hits, earned media, electronic toolkit downloads, number of calls to the information number and print piece requests.

PEMA plans to increase Citizens Corps (citizens trained to assist with emergency response) efforts by developing an interactive children’s education and outreach program. PEMA will develop a tiered training program, establish Teen County Emergency Response Team trainings and organize

a business preparedness summit. Exercises will test the preparedness capabilities of volunteers. Lack of staff and funding continue to challenge the agency, which is working to mitigate this by teaming with county Citizen Corps Councils on projects.

# Public Safety – Ensure the Safety of Our Citizens

## Prevention, Preparedness and Response *(continued)*

Citizen Corps Efforts			
Fiscal Year	Community Emergency Response Teams (CERT): Residents Trained	Other Emergency Preparedness (Red Cross, Damage Assessment, etc.): Residents Trained	Emergency Preparedness Outreach (Fairs, Schools, Senior Centers, etc.): Residents Trained
2006-07	3,441	8,427	179,000
2007-08	5,673	9,513	212,795
2008-09	7,348	10,689	563,986

Source: Pennsylvania Emergency Management Agency

**Key Objective:** Maintain the state’s ability to prevent, respond to and recover from any all-hazard event.

**Why this objective is important:** The ability to respond to needs during emergencies or disasters requires skilled, trained staff that can coordinate with all levels of government.

**How we are doing:** In 2008-09, the Pennsylvania Emergency Management Agency (PEMA) continued an aggressive training and exercise plan to ensure that highly trained state employees staff the State Emergency Operations Center during disasters or emergencies. Activities included:

- 814 hours dedicated to State Emergency Operations Center training in 2008-2009.
- 130 hours dedicated to State Emergency Operations Center support personnel and county emergency management staff training on new incident management software.
- 580 applications processed for 580 students to attend Department of Homeland Security consortium schools or National Emergency Management Institute courses.
- 28 radiological training programs conducted for 359 hospital and provider students.
- 12 radiological officer initial and refresher courses conducted for 199 students.
- Five nuclear power plant exercises coordinated, including full-scale exercises for Susquehanna Steam Electrical Station and Three Mile Island involving 17 counties.
- Three nuclear power plant hostile action exercises conducted to test the coordination of plant and off-site law enforcement, fire-fighting and EMT services for Three Mile Island, Beaver Valley Power Station and Peach Bottom Atomic Power Station.
- 15 hospital exercises conducted for 350 participants to test the abilities of medical services to assess, treat and decontaminate radiologically contaminated personnel.

Incident response is critical to meeting the needs of Pennsylvanians by facilitating timely responses to disasters and emergencies in an efficient and effective manner.

- Nine of 36 certified Hazardous Materials Response Teams inspected to ensure compliance with state and federal standards regarding safety, training and actions.
- 67 Hazardous Material Safety Program county reports reviewed to ensure compliance with state and federal laws, which require annual review of more than 3,200 plans.
- Pennsylvania and all 67 counties reported 100 percent completion of National Incident Management System compliance objectives. Failure jeopardizes federal funding.

Incidents Reported Through Pennsylvania Emergency Incident Reporting System	
2006-07	10,136
2007-08	11,265
2008-09	10,515

Source: Pennsylvania Emergency Management Agency

# Public Safety – Ensure the Safety of Our Citizens

## Prevention, Preparedness and Response *(continued)*

- 10,515 incidents coordinated by the State Emergency Operations Center in 2008-09, a decrease in incidents from 2007-08 that could be due to less severe weather.

Pennsylvania Task Force One (PA-TF 1) is one of 27 Urban Search and Rescue Task Forces established by the Federal Emergency Management Agency. These teams are deployed in support of highly complex or large-scale structural collapses, explosions and similar events.

- PA-TF 1 has 176 deployable and 213 total personnel, more than the national average.
- PA-TF 1 mobilized for Hurricane Gustav and Hurricane Ike in 2008. Although deployed by the Federal government, PA-TF 1 always maintains in-state support for regional needs.

When PA-TF 1 deployed to New York City during the attacks of September 11, 2001, Pennsylvania was left without its most highly trained emergency response personnel. As a result, a second “Pennsylvania only” team was created. The second team is identical to PA-TF 1 and is pre-deployed statewide based on populations and threats, cutting in-state response time.

Training conducted by these teams in 2008-09 include:

- 69 students participated in an Urban Search and Rescue team orientation program.
- 49 students participated in a weapons of mass destruction class with 1,568 hours of instruction.
- Regional partners participated in an exercise involving the Little League World Series.

**Key Objective:** Improve the ability of first responders to safely and effectively respond to emergencies in their communities by increasing the number of certified firefighters.

**Why this objective is important:** The state’s first responders – fire, Emergency Medical Service and rescue – are the first line of defense in most emergencies. Helping these organizations remain operationally viable with members prepared to do their jobs safely is essential to incident response.

**How we are doing:** The Office of State Fire Commissioner (OSFC) offers a voluntary firefighter certification program that validates training and allows organizations to benefit from community recognition and increased funding, based on certified members, from the Volunteer Fire Company and Volunteer Ambulance Service Grant Program.

Volunteer Fire Company and Volunteer Ambulance Service Grant Program			
	Fire Grant Applications	Applications Claiming Certified Members	Number of Certified Members Claimed
2007-08	2,157	1,431	8,177
2008-09	2,150	1,520	8,779
% Change	-0.32%	+6.22%	+7.36%

Source: Pennsylvania Emergency Management Agency

# Public Safety – Ensure the Safety of Our Citizens

## **Prevention, Preparedness and Response** *(continued)*

**Key Objective:** Reduce the risks associated with critical infrastructure from acts that would severely diminish the ability of government to perform essential health and safety missions.

**Why this objective is important:** Protecting critical infrastructure and key resources is necessary to the state's security, public health and safety, economic stability and way of life. Direct terrorist attacks and natural or man-made hazards could produce human casualties, destroy property, hurt the economy and profoundly damage public morale and confidence.

**How we are doing:** The Pennsylvania Office of Homeland Security has identified six steps that need to be taken in order to protect infrastructure and key resources:

- Set protection goals and objectives.
- Identify assets.
- Assess risk to those assets.
- Prioritize funding initiatives for infrastructure and key resources.
- Implement protective measures to increase infrastructure and resource resiliency.
- Measure program effectiveness.

To complete these steps, the office developed the Commonwealth Critical Infrastructure Protection Program, which has identified agency responsibilities. So far, the office has:

- Set the state's critical infrastructure protection goals and objectives.
- Identified all known critical infrastructure and key resources, an ongoing process based on potential human health, economic and psychological consequences.
- Used the Pennsylvania Emergency Management Agency's regional capability assessment to identify challenges that first responders face covering more than 600 critical infrastructure and resource assets.
- Worked with the nine regional task forces to review gaps and set specific goals.

**Key Objective:** Maintain the strength and readiness of the Pennsylvania Army National Guard and the Pennsylvania Air National Guard.

**Why this objective is important:** All facets of the Department of Military and Veteran Affairs' operations depend on recruiting and retaining qualified, motivated and trainable men and women.

**How we are doing:**

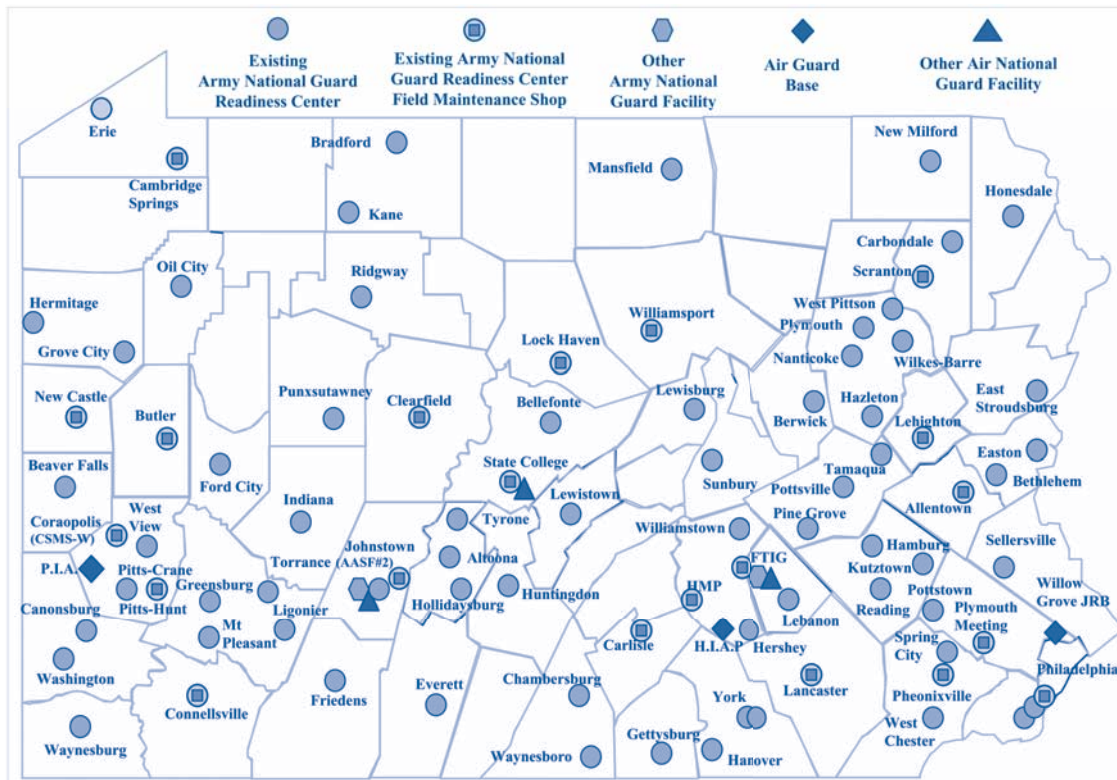
- The Pennsylvania National Guard had 19,231 members as of July 1, 2009.
- The Army Guard component had 15,037 soldiers, or 99 percent of the assigned yearly mission.
- The Air Guard component had 4,194 airmen, or 103 percent of the assigned yearly mission.
- Pennsylvania units have been deployed in Iraq in support of Operation Iraqi Freedom, in Afghanistan in support of Operation Enduring Freedom, and in other locations in support of other global missions. More than 20,000 Guard units have deployed since September 11, 2001.

# Public Safety – Ensure the Safety of Our Citizens

## Prevention, Preparedness and Response (continued)

**Key Objective:** Maintain and improve Pennsylvania National Guard facilities at Fort Indiantown Gap and throughout the state to ensure readiness for any national defense or homeland security mission.

**Why this objective is important:** Many Department of Military and Veterans Affairs facilities are antiquated, including hundreds of “temporary” World War II era buildings at Fort Indiantown Gap and early 20th century armories statewide. State and federal funds for new construction, repairs and operations are limited.



**How we are doing:** The department secured American Recovery and Reinvestment Act and other federal funds in 2008-09 for dozens of projects, including 80 minor construction projects and a new military training center at Fort Indiantown Gap.

Energy use reduction is a key criterion in the selection of minor construction/repair projects and process improvements. The department saved more than \$200,000 in energy costs in Army Guard facilities in each of the last two years. The 171st Air Refueling Wing reduced energy consumption by nearly 19 percent since 2006, surpassing its energy reduction goal by nearly 10 percent.

The department continues to improve regulatory compliance and best practices regarding hazardous materials and waste management, recycling and facility demolition. For example, Army Aviation Support Facility conversion to an “as needed” system has reduced hazardous solvents and other materials by more than 50 percent, eliminated floor storage violations, reduced hazardous waste and reduced maintenance costs by \$30,000 per year. Using this system, mechanics request only what they need to complete a project and return any unused materials.



# Public Safety – Ensure the Safety of Our Citizens

## Incarceration, Rehabilitation and Reentry of Offenders

**Key Objective:** Operate all state prisons securely, safely and humanely by creatively and efficiently managing inmate populations and facilities.

**Why this objective is important:** Operating state prisons securely, safely and humanely is essential for the safety of prison staff, inmates and the public.

**How we are doing:** The Department of Corrections' inmate population increased from 40,090 in 2002 to 49,307 in 2008 – an increase of 23 percent. An October - December 2008 parole moratorium contributed to the increase.

Despite increasing population, which can lead to overcrowding and disturbances, there have been no major disturbances since 1989 and there has been only one breach escape in the past decade. Some contributing factors include:

- Incident Command System (ICS): Department officials plan for emergencies using ICS, which standardizes chain of command, terminology and agency responsibility.
- Physical Security: Prison improvements include strengthening perimeters and adding personal employee emergency alarms, cut-resistant window bars and security layers.

The department has a zero-tolerance drug policy and monitors and randomly searches inmates, visitors and employees for potential drug contraband.

The department's efforts to make prisons safer by reducing contraband and weapons have, since 2005, lowered the rate of inmate assaults on staff by 18 percent and inmate assaults on inmates by 21 percent.

Inmate Population Continues to Grow		
Year	Number of Inmates	% Change
2001	37,995	
2002	40,090	+5.5%
2003	40,817	+1.8%
2004	40,965	+0.4%
2005	42,446	+3.6%
2006	44,365	+4.5%
2007	46,028	+3.7%
2008	49,307	+7.1%
7-year % change		+23.0%

Inmate Drug Screening, 2005-2008				
	2005	2006	2007	2008
Random Drug Screens	48,251	48,505	48,366	49,127
Positive Random Drug Screens	119	109	107	88
% Positive Random Drug Screens	0.25%	0.22%	0.22%	0.18%

Inmate Assaults on Staff 2005 - 2008				
	2005	2006	2007	2008
Incidents	N/A	574	531	589
Major	25	37	30	41
Minor	745	572	535	591
Total	770	609	565	632
Rate per 1,000 Inmates	18	14	12	13

Inmate Assaults on Inmates 2005 - 2008				
	2005	2006	2007	2008
Incidents	N/A	456	494	491
Major	21	19	18	26
Minor	640	487	506	499
Total	661	506	524	525
Rate per 1,000 Inmates	16	11	11	11

Source for all tables above: Department of Corrections

Two new safety initiatives involve inmate transport and preventing inmate sexual assault:

- Global Positioning Systems (GPS): GPS units are located on all inmate transport buses and can be monitored by the Pennsylvania State Police during emergencies.
- Prison Rape Elimination Act (PREA): The PA Coalition against Rape (PCAR) and the department are testing a sexual assault response team at three state institutions.



# Public Safety – Ensure the Safety of Our Citizens

## Incarceration, Rehabilitation and Reentry of Offenders (continued)

**Key Objective:** Reduce county jail costs by providing alternatives to incarceration for nonviolent offenders.

**Why this objective is important:** With county jail and prison populations at record highs, alternatives to jail incarceration for nonviolent offenders save money by freeing up jail space for more serious or repeat offenders without building new prisons. Simply releasing people or reducing sentences, however, can increase crime unless coupled with requiring offenders to complete programs that decrease their likelihood of offending again.

**How we are doing:** The Commission on Crime and Delinquency funds County Intermediate Punishment programs for nonviolent offenders that combine liberty restrictions such as house arrest, work release and day reporting with restorative sanctions such as community service to facilitate offender rehabilitation.

County Intermediate Punishment Programs			
Fiscal Year	Counties Participating	Average Jail Days Saved per Offender	% Offenders Completing Program
2006-07	58	107	79%
2007-08	58	95	84%
2008-09	58	103	80%

The commission also funds Drug and Alcohol County Restrictive Intermediate Punishment programs. These programs treat addiction as part of an alternative to incarceration.

Drug and Alcohol County Restrictive Intermediate Punishment Programs			
Fiscal Year	Counties Participating	Average Jail Days Saved per Offender	% Offenders Completing Program
2006-07	27	336	51%
2007-08	33	339	60%
2008-09	33	293	64%

Source for above tables: Commission on Crime and Delinquency

**Key Objective:** Increase the use and efficacy of evidence-based juvenile justice and delinquency prevention programs.

**Why this objective is important:** Juvenile delinquency victimizes Pennsylvanians and can be a prelude to adult criminality. Because resources for delinquency prevention programs are limited, tax dollars must be used for programs and approaches that scientific evaluations have shown to be effective. Likewise, programs must adhere to the original program model.

**How we are doing:** To verify each program's efficacy and implementation statewide, the Commission on Crime and Delinquency uses goals and objectives from the program creators to ensure they adhere to stringent standards. These programs have been tested and proven to work, utilizing the highest standards of research available. In 2008-09, the commission supported more than 70 programs that assisted 36 counties in preventing juvenile delinquency. The commission also began focusing support on 10 specific programs, resulting in increased oversight and more programs supported with less money.

- 713 youths served in intensive, research-based programs.
- 30,553 youths served in non-intensive, research-based programs.
- 73 percent of 384 families served functioned better.
- 82 percent of 209 youths improved school attendance.

# Public Safety – Ensure the Safety of Our Citizens

## Incarceration, Rehabilitation and Reentry of Offenders *(continued)*

- 95 percent of 537 youths served received no new charges while in program.
- 96 percent of 537 youths served avoided residential placement, saving \$12 million.

In 2008-09, the commission partnered with the Department of Public Welfare’s Office of Children, Youth and Families to develop the Resource Center for Evidence-Based Prevention and Intervention Programs and Practices. The resource center helps communities define their issues and select and implement programs to address them.

Collecting high-quality data is a challenge for all agencies and partners involved – especially if each agency or partner collects different data. The commission continues to refine the methods used to collect data, up to and including Web-based reporting.

Evidence-Based Programs Help Communities		
Fiscal Year	Program Awards	Communities Supported
2005-06	20	13
2006-07	15	14
2007-08	15	17
2008-09	25	25

Source: Commission on Crime and Delinquency

**Key Objective:** Increase the number of county Criminal Justice Advisory Boards to improve justice system efficiency and efficacy through interagency planning and collaboration.

**Why this objective is important:** Pennsylvania’s county criminal justice system has many components that operate independently but affect each other. For example, a police initiative that leads to more arrests ultimately requires more court, prosecution, jail and probation resources. To enhance effectiveness and decrease costs, it is essential that local decision-makers communicate and collaborate in developing a formal structure.

**How we are doing:** The Commission on Crime and Delinquency used funding to encourage the formation of county Criminal Justice Advisory Boards to address criminal justice issues on a systemic level. Boards study best practices in administering and delivering services, and recommend ways to improve effectiveness and efficiency. The commission’s efforts led to an increase in the number of county boards, from 58 to 63 – a gain of nearly 9 percent.

Criminal Justice Advisory Boards	
Fiscal Year	Counties Participating
Prior to 2007-08	52
2007-08	58
2008-09	63

Source: Commission on Crime and Delinquency

**Key Objective:** Reduce recidivism by giving inmates appropriate and timely treatment that is based upon their potential to commit future crimes and their treatment needs.

**Why this objective is important:** Using exceptional assessment tools and providing inmates with evidence-based treatment programs reduces inmates’ likelihood of committing future crimes.

**How we are doing:** Using national Association of State Correctional Administrators (ASCA) standards for counting and reporting recidivism, the Department of Corrections continues to reduce recidivism rates. The department reduces recidivism and addresses reentry needs using a three-pronged strategy focusing on assessment, treatment and reentry.

- Assessment identifies an offender’s treatment needs, the probability of committing future crimes and specific issues that may result in criminal behavior.
- Treatment is based on risk level and needs. Low-risk offenders, who do not benefit much from treatment, receive little while high-risk offenders receive intensive treatment.

# Public Safety – Ensure the Safety of Our Citizens

## Incarceration, Rehabilitation and Reentry of Offenders (continued)

Pennsylvania Continues to Reduce Recidivism Rates				
Year of Release	Inmates Released	Percent of Inmates Returning to Prison		
		1 Year	2 Years	3 Years
2004	12,662	11.9%	25.3%	32.5%
2005	12,919	11.0%	23.6%	31.7%
2006	12,126	10.6%	22.1%	N/A
2007	13,077	9.9%	N/A	N/A

Source: Department of Corrections

**Key Objective:** Prepare inmates for successful reentry into the community.

**Why this objective is important:** Providing inmates with treatment and educational programs prepares them for a successful return to their communities and reduces future victimization.

**How we are doing:** Reentry is the third component of the Department of Corrections' three-pronged release preparation strategy. Preparing an offender for reentry begins when he/she first enters state prison. Recently introduced initiatives aimed at assisting reentry include:

- **Recidivism Risk Reduction Incentive:** This public safety initiative is intended to reduce recidivism and victimization by permitting eligible nonviolent offenders to receive a reduction of their minimum sentence upon completion of treatment programs. Research shows that evidence-based programs enhance public safety.
- **Education:** Research on department education and vocational programs shows that they reduce recidivism by approximately 5 percent. In 2008, more than 11,000 inmates enrolled in academic programs and 4,000 enrolled in vocational programs. All education programs are accredited by the Corrections Education Association.
- **Treatment Services:** The department created 35 new treatment specialist positions to ensure that programs are delivered to prison inmates in a timely manner. This is reducing treatment program waiting lists and streamlining the reentry process.
- **Joint Initiatives:** The department is working with the Pennsylvania Department of Transportation to provide state prisons with access to PennDOT's database so inmates can obtain non-driver's license photo IDs for use upon release from prison.

GED Graduation Rates Continue to Rise				
	2005	2006	2007	2008
Total % of inmates attending GED classes that graduated	69%	62%	70.5%	71%

Source: Department of Corrections

**Key Objective:** Maintain 100 percent completion rate for sexual offender assessments ordered by adult and juvenile courts and requested by the Board of Probation and Parole.

**Why this objective is important:** By law, the Sexual Offenders Assessment Board must provide assessments to the court within 90 days after conviction for adults and within 90 days after a juvenile's 20th birthday. The assessment provides a professional opinion regarding whether or not the convicted offender has a mental abnormality or personality disorder that makes him or her likely to engage in predatory sexually violent offenses. If the judge agrees that the criteria have been met, the court designates the offender a sexually violent predator. The board requests an assessment prior to parole consideration. This assessment is a highly specialized evaluation determining the risks posed to the community. The board's assessment may include recommendations for treatment and supervision in the community.

# Public Safety – Ensure the Safety of Our Citizens

## Incarceration, Rehabilitation and Reentry of Offenders *(continued)*

**How we are doing:** In 2008-09, the Sexual Offenders Assessment Board completed all court ordered assessments on time, as required by law. The challenge for the board is that it does not have the complement of investigators needed to meet both the present workload of board-requested cases in a timely manner and the projected workload of court and board requests. From 2007-08 to 2008-09, the number of assessments increased 16 percent.

As of July 2009, there were almost 400 board-requested assessments in progress and scheduled to be completed by December 2009. During this time, more requests will be received. Extensive staff overtime is being used to handle the current workload and there is no capacity for more overtime use. Assessment delays mean that offenders may not be considered for parole. If the offender is not paroled, the offender will complete the maximum sentence in prison and be released without any community supervision, which does not align with best practices of sex offender management and risk reduction.

The board will also continue to identify potential opportunities to electronically obtain relevant data and documents from state criminal justice entities, such as receiving juvenile records from the courts electronically to improve the efficiency of the investigative process.

**Key Objective:** Increase the number of offenders identified as appropriate for parole based on the reduced risk of committing another crime.

**Why this objective is important:** Offenders participate in treatment and programming in prison designed to change their behavior and attitudes toward crime. Making Pennsylvania safer requires determining if an individual's risk of reoffending has actually been reduced.

**How we are doing:** The Pennsylvania Board of Probation and Parole has increased the percentage of parolees who successfully complete parole. The parole rate decreased for offenders at all risk levels over three years, which reflects the impact of the October-to-December 2008 parole moratorium.

Despite efforts to change offender behavior, several tragic murders by parolees and pre-release inmates occurred in 2008. In response, the Department of Corrections placed a hold on the release of offenders in October 2008 while Dr. John Goldkamp conducted an independent review of the parole process. Dr. Goldkamp's initial review included several recommendations to manage violent offenders. His final report is expected to include recommendations on predicting offenders with the highest risk of reoffending and those likely to do so violently.

Offenders Granted Parole by Level of Risk			
	2006-07	2007-08	2008-09
High	47%	45%	32%
Med	64%	62%	47%
Low	70%	70%	57%
Overall	58%	59%	46%

Source: Board of Probation & Parole

**Key Objective:** Increase the percentage of parolees who successfully complete parole.

**Why this objective is important:** Making Pennsylvania safer requires that each offender released on parole be provided with the support and services needed to live crime free.

**How we are doing:** Of those offenders whose supervision ended in 2008-09, 53 percent completed parole successfully. These offenders did not have their parole revoked at any time while under supervision. They were successfully managed in the community. The Board of Probation and Parole's target for 2009-10 is 55 percent.

The board faces many challenges to encouraging parolees to act lawfully. When an inmate is released on parole, specialized agents work closely with the parolee during the first 90 days, a critical period for stabilizing the offender in the community. Adequate community resources are needed, such as drug and alcohol treatment, sex offender treatment, mental health services, affordable housing and available jobs. The parole agent

Successful Parole Completions		
Fiscal Year	Total	Percent
2005-06	5,498	47
2006-07	6,054	51
2007-08	6,382	54
2008-09	6,629	53

Source: Board of Probation & Parole

# Public Safety – Ensure the Safety of Our Citizens

## Incarceration, Rehabilitation and Reentry of Offenders *(continued)*

works with the parolee on all of these issues, but if the parolee cannot find a job, a place to live and necessary treatment, it is difficult for agents to help parolees change their behavior.

The board seeks to expand the number of parole agents certified to deliver programs to parolees in order to fill the gap in programming needs. Currently, the board is able to deliver Anger Management, Life Skills, Substance Abuse and Employment programming in each district. Other treatment and needs are met by community programs, where available.

**Key Objective:** Decrease the number of offenders who stop reporting to their parole agent.

**Why this objective is important:** Parolees who flee parole supervision, known as absconders, can be a danger to public safety. Absconders are typically offenders who leave community correction centers or drug users who avoid supervision because they are using drugs again. Individuals on parole are completing their sentence in the community. If they stop reporting for supervision, they are not completing the sentence imposed by the court and must be held accountable. The Board of Probation and Parole issues a warrant for their arrest and pursues them. Once a warrant is issued, it remains in effect until that person is found.

**How we are doing:** The state’s 3.5 percent absconder rate for 2008-09 is significantly less than the national rate of 7 percent. The board continues to seek additional ways to prevent parolees from fleeing supervision and continues to partner with local police to expeditiously track down absconders. Fugitive Apprehension Search Teams in Philadelphia, Pittsburgh, Erie and Harrisburg focus solely on hunting down and arresting absconders.

Number and Percentage of Absconders Continues to Drop			
Fiscal Year	Absconders	Parolee Population	Percent of Population
2001-02	1,668	23,901	7.0%
2002-03	1,596	24,538	6.5%
2003-04	1,653	26,836	6.2%
2004-05	1,727	28,372	6.1%
2005-06	1,592	29,143	5.5%
2006-07	1,538	29,568	5.2%
2007-08	1,347	32,097	4.2%
2008-09	1,099	31,179	3.5%

Source: Board of Probation & Parole

**Key Objective:** Decrease the percentage of individuals whose parole is revoked within one year of release from prison.

**Why this objective is important:** Reducing recidivism, or the number of parolees recommitted to prison after committing another crime or violating conditions of parole, is a vital part of the mission of the Board of Probation and Parole. Offenders may participate in treatment and programming in prison, but it is in the community where they put into practice what they have learned. Fewer crimes mean fewer victims and safer neighborhoods.

**How we are doing:** The reduction in the one-year recidivism rate is promising. The challenge is to achieve a three-year, sustained reduction—the nationally recognized measure of recidivism. The state’s three-year rate is 45 percent and the national rate is 51.8 percent. *(Source: Bureau of Justice Statistics Special Report 2002 Recidivism of Prisoners Released in 1994)*

Many factors affect the board’s ability to reduce recidivism. Offenders often return to communities with high unemployment, crime, poverty rates and drug prevalence. These are difficult obstacles for offenders — who often have limited education and job skills and often have substance abuse problems to overcome. The board will continue to incorporate supervision and case management strategies that have been proven to reduce recidivism.

Recidivism Rate Reductions Continue			
Release Cohort	1-year	2-year	3-year
2004-05	26%	43%	49%
2005-06	23%	39%	45%
2006-07	22%	36%	N/A
2007-08	21%	N/A	N/A

Source: Board of Probation & Parole



# Public Safety – Ensure the Safety of Our Citizens

## Incarceration, Rehabilitation and Reentry of Offenders *(continued)*

**Key Objective:** Decrease the number of technical parole violators (parolees who break their conditions of parole) recommitted to prison and maintain the current low number of convicted parole violators (parolees who commit a new crime while on parole) recommitted to prison.

**Why this objective is important:** Offenders able to be effectively managed in the community through a graduated sanctioning process and those who receive treatment and programming are more likely to complete parole successfully and not commit further crimes. The goal is to keep parolees under community supervision when possible to do so safely.

**How we are doing:** For the past three years, the percentage of technical parole violators has steadily declined and the percentage of convicted parole violators remained stable. In 2008-09, the percentage of both types of parole violators recommitted to prison increased slightly. The Board of Probation and Parole’s 2009-10 targets are 260 or fewer technical parole violators and 159 or fewer criminal parole violators recommitted per month.

Technical Parole Violators as Percent of State Sentenced Population			
Fiscal Year	Annual TPVs	State Sentenced Population	TPVs as % of State Sentenced Population
2005-06	3,808	21,567	1.47%
2006-07	3,247	21,888	1.25%
2007-08	2,846	22,310	1.06%
2008-09	3,089	22,274	1.16%

Criminal Parole Violators as Percent of State Sentenced Population			
Fiscal Year	Annual CPVs	State Sentenced Population	CPVs as % of State Sentenced Population
2005-06	1,626	21,567	0.63%
2006-07	1,648	21,688	0.63%
2007-08	1,738	22,310	0.65%
2008-09	1,924	21,724	0.72%

Source for tables: Board of Probation & Parole

This year, the board implemented a new Violation Sanctioning Grid to guide parole agents in determining the most appropriate type of sanction to impose. Not all parole violations result in a return to prison. An offender’s addiction to illegal drugs and alcohol, family problems, lack of jobs and lack of resources can limit an agent’s ability to safely and effectively manage a parolee in the community. The Violation Sanctioning Grid ensures every response is consistent with proven strategies and every violation is met with a swift, appropriate response.

The Reentry Drug Court pilot initiated in York County in 2005 has already shown success in reducing recidivism. The reentry courts are focused on providing individually tailored continuity of service for each parolee. One court session per month is conducted at a county courtroom with a team of parole, drug and alcohol managers, other community agencies and a Common Pleas Judge. Offenders are called to the bench by the Board Member or Common Pleas Judge to address their progress, concerns and problems. At this time, sanctions or incentives are administered to the participant. The board has added two additional courts and plans to add three more Reentry Drug Courts in 2010 if funding is available.

**Key Objective:** Increase the percentage of juveniles who successfully complete supervision without committing a new offense.

**Why this objective is important:** Juveniles who do not commit a new offense while under court supervision more often remain crime free.

**How we are doing:** The Juvenile Court Judges’ Commission has collected and published case closing data from county juvenile probation departments since 2004. Only Arizona, South Carolina and Utah collect and publish similar data.

Since 2004, Pennsylvania’s juvenile justice system has closed slightly fewer cases successfully. In Pennsylvania, a successful case closing is defined as no new adjudications or convictions during the



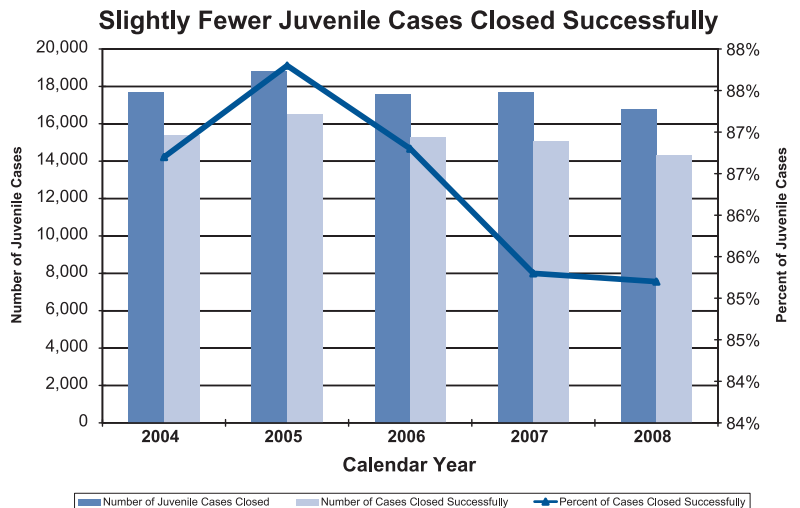
# Public Safety – Ensure the Safety of Our Citizens

## Incarceration, Rehabilitation and Reentry of Offenders (continued)

period of supervision. The proportion of successful case closings declined from a high of 87.7 percent in 2005 to a low of 85.2 percent in 2008. Over the same period, funding to support county juvenile probation officer positions declined by 8.5 percent.

By comparison, Arizona reported a successful closing rate of approximately 70 percent for 2006, 2007 and 2008, and Utah's Supreme Court reported a 69 percent success rate for 2007. South Carolina's Department of Justice reported an 86 percent success rate for 2007-08. The Juvenile Court Judges' Commission seeks to increase successful case closings to 90 percent by the end of 2012. Decreasing state grant funds to support county probation officer positions and reduced technical assistance to counties present challenges to achieving the commission's goal.

The commission, together with the Pennsylvania Council of Chief Juvenile Probation Officers, has undertaken an initiative to effectively assess the risks and needs of juvenile offenders and increased screening of delinquent youth for mental illness and mental health services. The commission continues to provide assistance to juvenile courts and probation departments to improve supervision, especially of released offenders. The commission expects these initiatives to lead to more efficient and focused allocation of resources and, consequently, more successful case closings.

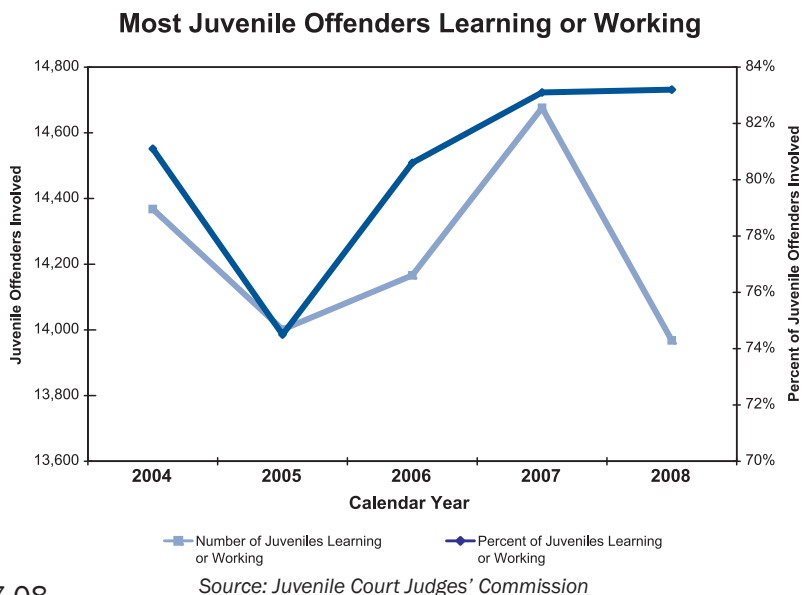


**Key Objective:** Increase the percentage of juvenile offenders going to school or working.

**Why this objective is important:** Juveniles who either work or go to school are much less likely to belong to a gang or engage in criminal behaviors such as theft, assault, selling drugs and carrying a handgun.

**How we are doing:** The Juvenile Court Judges' Commission works with the Department of Education and county juvenile probation departments to encourage school attendance and to remove barriers to re-enrollment following release from placement. The commission also works with juvenile courts, private facilities and vocational organizations to develop meaningful and certificate-based vocational opportunities for all juveniles.

Most juvenile offenders in Pennsylvania continue to work or go to school, with more than 83 percent of offenders working or going to school in 2008. By comparison, Arizona reported a 73.3 percent educational/GED participation rate in 2008 and South Carolina reported an 86 percent participation rate for 2006-07 and 2007-08.



# Public Safety – Ensure the Safety of Our Citizens

## Incarceration, Rehabilitation and Reentry of Offenders *(continued)*

**Key Objective:** Of parolees able to work, increase the percentage employed.

**Why this objective is important:** Employment is an important factor in parole success. Employed parolees are less likely to become involved in criminal activity. Parolees able to work are required to work, search for a job, participate in job training or attend school. They are expected to be contributing members of society who support themselves and can pay restitution owed.

**How we are doing:** The percentage of parolees employed has remained essentially stable for the past three years. The Board of Probation and Parole’s desired employment rate for 2009-10 is 71 percent — slightly higher than the 2008-09 rate of 70.2 percent. In comparison, New York’s 2008 parolee employment rate was 52 percent.

The challenge is that individuals with criminal records are barred from certain jobs because of their criminal history. Many parolees are low or unskilled workers who need job training and funding is often not available. With a rising unemployment rate, it is even more difficult for parolees to find jobs. The board has applied for federal funds to expand the Philadelphia Blueprint Program, which puts parolees in programs with high post-training employment.

Employment Rate of the Parole Population		
Fiscal Year	Monthly Employed	Employment Rate
2006-07	12,182	67.8%
2007-08	13,356	68.4%
2008-09	13,973	70.2%

Source: Board of Probation & Parole

## Compensation, Victim Notification and Restitution

**Key Objective:** Reduce the time and effort required for victims to receive compensation.

**Why this objective is important:** Victims of violent crime need assistance to rebuild and restore their lives as much as possible. The Commission on Crime and Delinquency’s Crime Victims Compensation Fund helps victims in that process by paying certain costs and expenses, including uncompensated medical, funeral and counseling expenses, and lost earnings. By making it easier to file a claim and shortening the time from filing the claim to receiving payment, Pennsylvania can help victims begin the recovery process more quickly.

**How we are doing:** In 2007, Pennsylvania became the first state to allow victims to file compensation claims online. From 2007-08 to 2008-09, online applications increased 89 percent, from 346 to 654. The commission continued to decrease the time from filing to payment approval, while processing a steadily increasing number of claims.

Compensation Claims for Victims Increased			
Fiscal Year	Claims Submitted	Amount Paid to or on Behalf of Victims	Average Time to Process Claim
1976-77	199	\$90,000	44 weeks
1986-87	2,234	\$2,800,000	52 weeks
1996-97	2,468	\$4,200,000	26 weeks
2006-07	7,617	\$13,100,000	8 weeks
2007-08	7,625	\$12,400,000	Just under 8 weeks
2008-09	8,216	\$14,200,000	6.5 weeks

Source: Commission on Crime and Delinquency

# Public Safety – Ensure the Safety of Our Citizens

## Compensation, Victim Notification and Restitution *(continued)*

**Key Objective:** Reduce the time and streamline the process of notifying victims of crime of the release, escape or custody status change of an offender.

**Why this objective is important:** Victims of violent crimes, particularly those involving domestic violence and sexual assault, are at risk when an offender is released, escapes, or is otherwise no longer confined. The Crime Victims Act requires county jails to immediately notify a victim if such an event occurs. Often, notification is delayed because notifying victims through telephone calls or correspondence is largely a manual process.

**How we are doing:** The Commission on Crime and Delinquency is implementing technology to automatically notify victims when an offender’s status changes. In partnership with the Pennsylvania District Attorneys Institute, the commission began working with county jails to make this technology available in each county. The Statewide Automated Victim Information and Notification (PA SAVIN) system makes real-time notifications to victims twenty-four hours a day, seven days a week, through telephone or e-mail. The system automatically calls every fifteen minutes until the message is delivered. The process for victims to receive information is simpler and, if the victim chooses, anonymous. In 2008-09, 27 counties became part of the system, bringing to 58 the number of counties using PA SAVIN. The commission anticipates that the remaining seven counties with jails will have implemented PA SAVIN by December 2009.

Statewide Automated Victim Information and Notification (PA SAVIN)			
Fiscal Year	Offender Status Notifications by Phone	Offender Status Notifications by E-mail	Total New Registration
2007-08	6,573	1,506	3,070
2008-09	21,368	9,245	12,269

Source: Commission on Crime and Delinquency

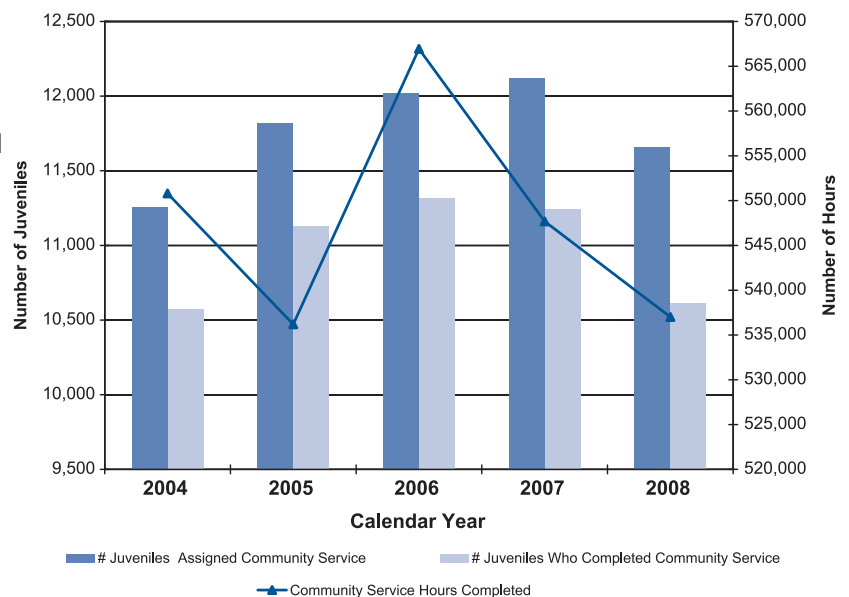
**Key Objective:** Maintain the high rate of completion of community service assignments by juvenile offenders.

**Why this objective is important:** Juvenile offenders have an obligation to repair the harm done to their victims and their community.

**How we are doing:** The Juvenile Court Judges’ Commission funds community-based probation officers and a statewide insurance program for community service programs, and helps counties develop meaningful community service programs.

Since 2004, juvenile offenders have completed between 536,000 and 567,000 community service hours each year. The value of community service hours completed from 2004 to 2008 equates to services worth approximately \$19,581,179, based on a minimum wage of \$7.15 per hour.

### Fewer Juveniles Complete Community Service



Source: Juvenile Court Judges’ Commission

# Public Safety – Ensure the Safety of Our Citizens

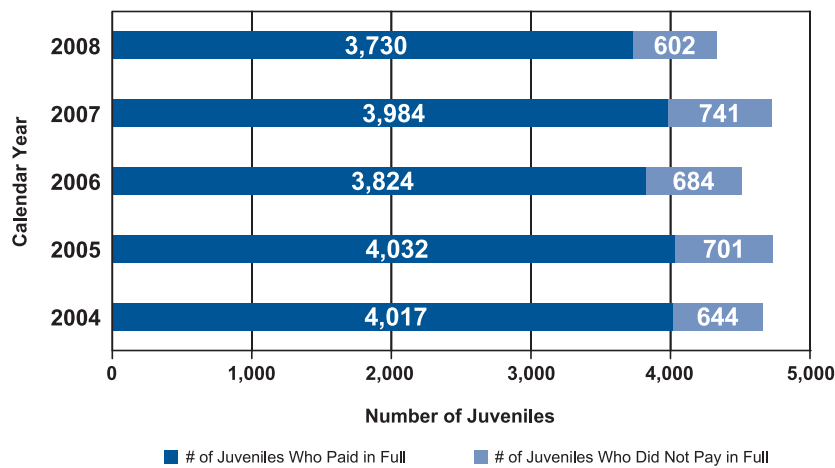
## Compensation, Victim Notification and Restitution (continued)

**Key Objective:** Increase the percentage of juvenile offenders who make full restitution to their victims.

**Why this objective is important:** Victims of juvenile crime are entitled to be restored, to the extent possible, to their pre-crime economic status.

**How we are doing:** Most juvenile offenders continue to make full restitution to their victims. Since 2004, the amount of restitution paid to victims has increased by \$265,630, and the total amount of restitution paid from 2004 to 2008 was \$11,929,766. The Juvenile Court Judges' Commission will continue to work with counties to facilitate the development and continuation of responsive county-based restitution programs.

**Juvenile Offenders with a Restitution Obligation**



**Restitution Paid by Juvenile Offenders**

